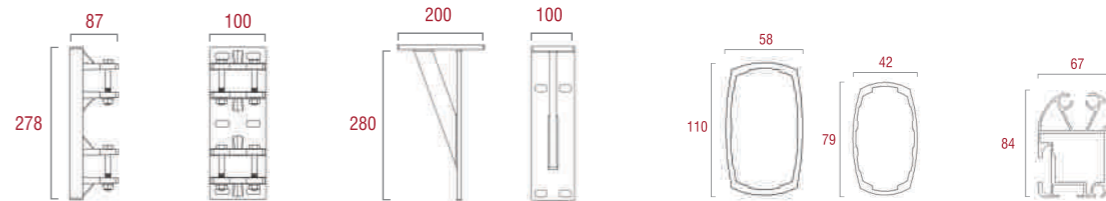



8000 jumbo bb

retractable awning tende a bracci



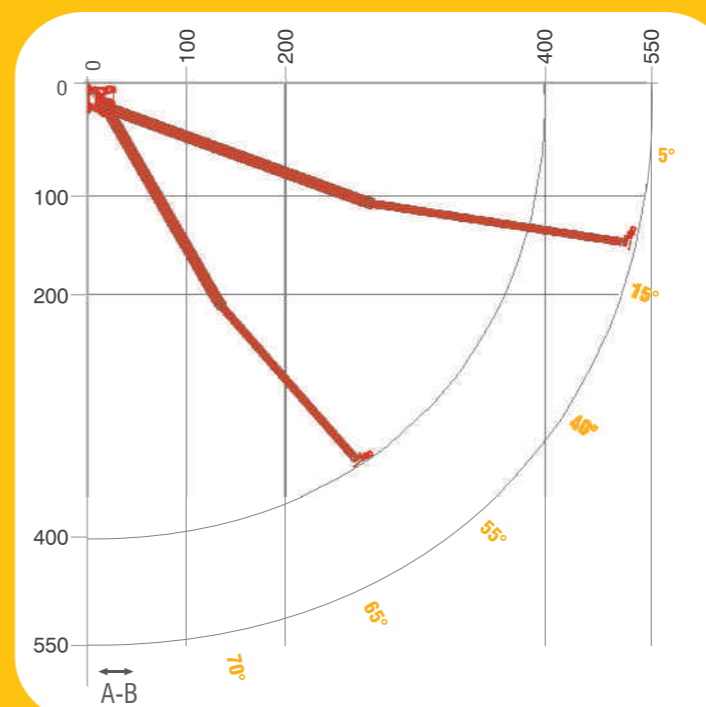
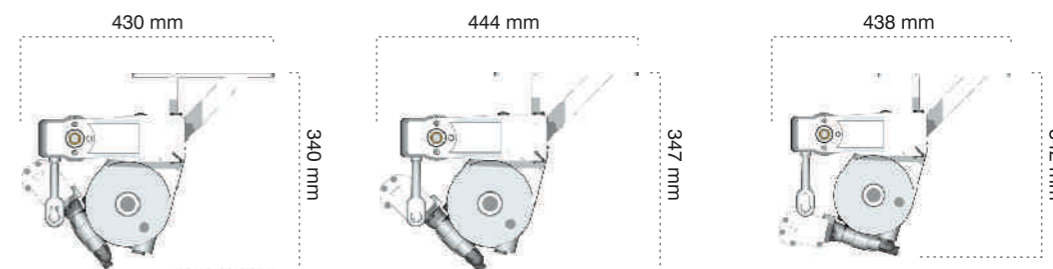
supporto a parete
wall fixing bracket

supporto a soffitto
ceiling fixing bracket

profilo bracci "tipo jumbo"
"jumbo" type arms profile

profilo terminale
terminal bar

INGOMBRI / BULKS INCLINAZIONE / INCLINATION 5° INCLINAZIONE / INCLINATION 40° INCLINAZIONE / INCLINATION 70°



sporgenza projection	400	500
larghezza minima realizzabile minimum width that can be realized	534	634
a-b sporgenza con massima inclinazione a-b projection with maximum inclination	395	495